



# POLITICS & GLOBAL WARMING

Democrats, Republicans,  
Independents, and the Tea Party



YALE PROJECT ON  
CLIMATE CHANGE  
COMMUNICATION  
BRIDGING SCIENCE + SOCIETY



4C

George Mason University  
Center for Climate Change Communication

## **Politics & Global Warming: Democrats, Republicans, Independents, and the Tea Party**

Interview dates: April 23, 2011 – May 12, 2011

Interviews: 1,010 Adults (18+)

Margin of error: +/- 3 percentage points at the 95% confidence level.

NOTE: All results show percentages among all respondents, unless otherwise labeled. Totals may occasionally sum to more than 100 percent due to rounding.

This study was conducted by the Yale Project on Climate Change Communication and the George Mason University Center for Climate Change Communication, and was funded by the Surdna Foundation, the 11th Hour Project, and the Grantham Foundation for the Protection of the Environment.

### **Principal Investigators:**

Anthony Leiserowitz, PhD

Yale Project on Climate Change Communication

School of Forestry and Environmental Studies, Yale University

(203) 432-4865 [anthony.leiserowitz@yale.edu](mailto:anthony.leiserowitz@yale.edu)

Edward Maibach, MPH, PhD

Center for Climate Change Communication

Department of Communication, George Mason University

(703) 993-1587 [emaibach@gmu.edu](mailto:emaibach@gmu.edu)

Connie Roser-Renouf, PhD

Center for Climate Change Communication

Department of Communication, George Mason University

(707) 825-0601 [croserre@gmu.edu](mailto:croserre@gmu.edu)

Jay D. Hmielowski, PhD

Yale Project on Climate Change Communication

School of Forestry and Environmental Studies, Yale University

(203) 432-0773 [jay.hmielowski@yale.edu](mailto:jay.hmielowski@yale.edu)

Cite as: Leiserowitz, A., Maibach, E., Roser-Renouf, C., & Hmielowski, J. D. (2011) *Politics & Global Warming: Democrats, Republicans, Independents, and the Tea Party*. Yale University and George Mason University. New Haven, CT: Yale Project on Climate Change Communication.  
<http://environment.yale.edu/climate/files/PoliticsGlobalWarming2011.pdf>

## Table of Contents

<b>EXECUTIVE SUMMARY</b>	3
GLOBAL WARMING BELIEFS	4
SUPPORT FOR CLIMATE AND ENERGY POLICIES	4
MISCELLANEOUS	5
VALUES AND POLITICS	6
<b>DETAILED RESULTS</b>	7
GLOBAL WARMING BELIEFS	7
QUESTIONS ABOUT GLOBAL WARMING	10
ISSUE INVOLVEMENT	11
NATIONAL POLICY SUPPORT	12
LOCAL POLICY SUPPORT	16
BEHAVIORS	20
TRUST IN INFORMATION SOURCES	21
CLIMATEGATE	23
DEMOGRAPHICS	24
RELIGIOUS VALUES/BELIEFS	28
EGALITARIAN VALUES	30
INDIVIDUALISM VALUES	32
<b>METHODOLOGY</b>	34

## Executive Summary

This report, *“Politics & Global Warming”*, details how Democrats, Republicans, Independents, and members of the Tea Party respond to the issue of global warming. The Tea Party has become an important new player in American politics, so this report for the first time separates their views on global warming from the traditional political categories of Democrats, Republicans, and Independents. The results come from a nationally representative survey of 1,010 American adults, aged 18 and older, conducted April 23 through May 12, 2011. The samples were weighted to correspond with US Census Bureau parameters for the United States. The surveys were designed by Anthony Leiserowitz of Yale University and Edward Maibach and Connie Roser-Renouf of George Mason University and conducted by Knowledge Networks, using a representative online research panel of American adults. The margin of sampling error for the national average results is plus or minus 3 percent, with 95 percent confidence.

All respondents were asked the following question:

- “Generally speaking, do you think of yourself as a Republican, Democrat, Independent, Other, or No Party/Not interested in politics?”

This analysis includes only those survey respondents ( $n = 809$ ) who stated a party preference (Republican, Democrat, Independent, or Other). Respondents who reported “Other” as their party id ( $n = 30$ ) were then asked if they leaned Democratic, Republican, or Independent and were subsequently assigned to these categories.

Identification with the Tea Party was then assessed using a separate question:

- “Do you consider yourself a member of the Tea Party movement or not?”

Any respondent who answered “Yes” was assigned to the Tea Party category. Some self-identified Democrats, Independents, and Republicans also self-identified as members of the Tea Party and were therefore assigned to the Tea Party category. Thus the Democrat, Independent, and Republican categories include only those Democrats, Independents and Republicans who did not consider themselves members of the Tea Party movement. As described in more detail in the methodology section at the end of this report, more Republicans than Democrats or Independents identified themselves as Tea Party members, which is why the final Republican category accounts for only 24 percent of all Americans. The following table describes the final number and percentages of respondents in each category.

### Party Identification

	Frequency	Percent
Democrats	312	39
Independents	203	25
Republicans	197	24
Tea Party	97	12
Total	809	100

For the smallest political sub-group (the Tea Party,  $n = 97$ ) the margin of error is plus or minus 10 percent, with 95 percent confidence. As a result, cells in the Detailed Results tables are highlighted in red only if they are at least 10 percentage points greater than the national average.

### **GLOBAL WARMING BELIEFS**

- Majorities of Democrats (78%), Independents (71%) and Republicans (53%) believe that global warming is happening. By contrast, only 34 percent of Tea Party members believe global warming is happening, while 53 percent say it is not happening.
- While 62 percent of Democrats say that global warming is caused mostly by human activities, most Tea Party members say it is either naturally caused (50%) or isn't happening at all (21%).
- Democrats are more likely to agree that the record heat waves of the summer of 2010 (not 2011) strengthened their belief that global warming is occurring, while Republicans and Tea Party members are more likely to disagree.
- By contrast, Tea Party members are more likely to agree that the record snowstorms of the winter of 2010-2011 in the US caused them to question whether global warming is occurring.
- A majority of Democrats (55%) say that most scientists think global warming is happening, while majorities of Republicans (56%) and Tea Party members (69%) say that there is a lot of disagreement among scientists about whether or not global warming is happening.
- A large majority of Democrats (72%) worry about global warming, compared to 53 percent of Independents, 38 percent of Republicans, and 24 percent of Tea Party members. Over half (51%) of Tea Party members say they are not at all worried about global warming.
- Nearly half of Democrats (45%) say that global warming is already harming people in the United States, while 33 percent of Republicans and 51 percent of Tea Party members say it will never harm people in the United States.
- Tea Party members are much more likely to say that they are "very well informed" about global warming than the other groups. Likewise, they are also much more likely to say they "do not need any more information" about global warming to make up their mind.

### **SUPPORT FOR CLIMATE AND ENERGY POLICIES**

- Majorities of all four political groups support funding more research into renewable energy sources such as solar and wind power and providing tax rebates for people who purchase energy efficient vehicles or solar panels.
- Majorities of Democrats, Independents and Republicans support requiring electric utilities to produce at least 20% of their electricity from renewable energy sources, even if it cost the average household an extra \$100 a year. A majority of Tea Party members, however, oppose this policy, with 39 percent strongly opposed.

- Likewise, majorities of Democrats, Independents and Republicans support an international treaty to cut carbon dioxide emissions. A large majority of Tea Party members, however, oppose a treaty, with 55 percent strongly opposed.
- Majorities of all four parties support the expansion of offshore drilling for oil and natural gas off the U.S. coast, with 46 percent of Republicans and 58 percent of Tea Party members strongly supportive.
- A majority of Democrats oppose building more nuclear power plants (65%), while majorities of Independents (52%), Republicans (62%) and Tea Party members (67%) support building them.
- However, only a majority of Tea Party members (52%) would support building a nuclear power plant in their own local area. All other groups would be opposed.
- Majorities of all four groups support local regulations requiring new homes to be more energy efficient, the construction of bike paths on city streets, and increasing the availability of public transportation in their county.
- Majorities of Democrats and Independents support paying 5% more on their monthly utility bill to get their electricity from renewable sources, changing zoning rules to promote energy efficient apartment buildings, mixed use neighborhoods to encourage walking, and decreasing suburban sprawl. Majorities of Republicans and Tea Party members oppose these local policies, with Tea Party members much more likely to strongly oppose them.
- Majorities of all four groups say that protecting the environment either improves economic growth and provides new jobs or has no effect on economic growth or jobs. Tea Party members are the most likely to say environmental protection reduces economic growth and costs jobs (33%).

## MISCELLANEOUS

- Tea Party members are more than twice as likely than any other group to say they don't want to change the light bulbs in their house to energy-efficient compact fluorescent lights (CFLs).
- Majorities of all four groups trust scientists as a source of information about global warming, ranging from 88 percent of Democrats to 51 percent of Tea Party members. By contrast, 82 percent of Democrats trust President Obama as a source of information, compared to 41 percent of Independents, 21 percent of Republicans, and only 5 percent of Tea Party members.
- Tea Party members are far more likely to have heard about the "climategate" email controversy (45%) than Republicans (20%), Independents (27%), or Democrats (16%).

## VALUES AND POLITICS

- Tea Party members are politically more conservative (78%) than Republicans (63%), Independents (27%), or Democrats (11%).
- Tea Party members are more likely to be “born-again” or evangelicals (46%) than Republicans (31%), Independents (20%), or Democrats (21%).
- Democrats are more likely to believe that human beings evolved from earlier species of animals (62%), compared to Independents (57%), Republicans (51%), and Tea Party members (34%).
- Democrats have stronger egalitarian values than all other groups, with Tea Party members holding relatively anti-egalitarian views.
- Tea Party members have stronger individualistic values than all other groups, with strong anti-government attitudes.

## Detailed Results

### GLOBAL WARMING BELIEFS

Q47. Recently, you may have noticed that *global warming* has been getting some attention in the news. Global warming refers to the idea that the world's average temperature has been increasing over the past 150 years, may be increasing more in the future, and that the world's climate may change as a result. What do you think? Do you think that global warming is happening?

	Nat'l Avg	Democrats	Independents	Republicans	Tea Party
Yes	65	78	71	53	34
No	20	8	14	30	53
Don't know	15	14	15	18	13

Q50. Assuming global warming is happening, do you think it is...

	Nat'l Avg	Democrats	Independents	Republicans	Tea Party
Caused mostly by human activities	46	62	43	36	19
Caused mostly by natural changes in the environment	35	25	35	43	50
None of the above because global warming isn't happening	7	2	5	11	21
Other	12	11	17	10	9

Q238b. The record heat waves last summer in the United States strengthened my belief that global warming is occurring.

	Nat'l Avg	Democrats	Independents	Republicans	Tea Party
Strongly Agree	14	20	12	9	7
Somewhat Agree	41	57	38	26	21
Somewhat Disagree	26	17	34	31	26
Strongly Disagree	21	7	17	34	46



Q238c. The record snowstorms this winter in the United States make me question whether global warming is occurring.

	<b>Nat'l Avg</b>	Democrats	Independents	Republicans	Tea Party
Strongly Agree	<b>13</b>	9	11	17	26
Somewhat Agree	<b>34</b>	38	31	35	25
Somewhat Disagree	<b>28</b>	28	30	28	24
Strongly Disagree	<b>25</b>	25	29	20	24

Q59. Which comes closer to your own view?

	<b>Nat'l Avg</b>	Democrats	Independents	Republicans	Tea Party
Most scientists think global warming is happening	<b>41</b>	55	46	29	10
There is a lot of disagreement among scientists about whether or not global warming is happening	<b>41</b>	24	40	56	69
Most scientists think global warming is not happening	<b>4</b>	1	2	5	13
Don't know enough to say	<b>14</b>	19	12	11	7

Q30. To the best of your knowledge, what proportion of climate scientists think that global warming is happening?

	<b>Nat'l Avg</b>	Democrats	Independents	Republicans	Tea Party
81 to 100%	<b>14</b>	18	18	10	1
61 to 80%	<b>20</b>	24	20	16	12
41 to 60%	<b>24</b>	20	26	27	25
21 to 40%	<b>14</b>	10	10	15	28
0 to 20%	<b>3</b>	0	4	3	9
Don't know enough to say	<b>26</b>	28	21	29	25

Q60. How worried are you about global warming?

	<b>Nat'l Avg</b>	Democrats	Independents	Republicans	Tea Party
Very worried	<b>9</b>	14	7	5	2
Somewhat worried	<b>45</b>	58	46	33	22
Not very worried	<b>27</b>	20	33	33	25
Not at all worried	<b>20</b>	8	14	29	51

Q70. When do you think global warming will start to harm people in the United States?

	<b>Nat'l Avg</b>	Democrats	Independents	Republicans	Tea Party
They are being harmed now	<b>31</b>	45	33	16	9
In 10 years	<b>12</b>	15	12	10	8
In 25 years	<b>14</b>	18	13	13	6
In 50 years	<b>10</b>	9	12	12	6
In 100 years	<b>12</b>	7	11	16	20
Never	<b>22</b>	7	18	33	51

Q71. When do you think global warming will start to harm other people around the world?

	Nat'l Avg	Democrats	Independents	Republicans	Tea Party
They are being harmed now	34	48	37	18	15
In 10 years	12	17	10	10	4
In 25 years	12	14	12	11	4
In 50 years	10	9	13	12	7
In 100 years	11	5	10	15	19
Never	21	7	18	33	51

### QUESTIONS ABOUT GLOBAL WARMING

Q59b. If you could ask the expert on global warming ONLY ONE QUESTION, which question would you ask?

	Nat'l Avg	Democrats	Independents	Republicans	Tea Party
Is global warming really happening?	10	8	10	8	16
How do you know that global warming is happening?	11	5	9	19	20
What causes global warming?	6	7	8	3	5
How do you know that global warming is caused mostly by human activities, not natural changes in the environment?	19	11	22	24	28
What harm will global warming cause?	7	9	7	8	0
Will global warming harm people?	3	2	3	2	5
When will global warming begin to harm people?	5	8	2	4	0
What can the United States do to reduce global warming?	5	8	4	2	4

What can I do to reduce global warming?	<b>7</b>	9	6	5	2
How much would it cost the United States to reduce global warming?	<b>2</b>	2	2	2	1
What can the nations of the world do to reduce global warming?	<b>10</b>	15	10	6	2
Is there still time to reduce global warming, or is it too late?	<b>11</b>	12	12	10	7
Is global warming a hoax?	<b>6</b>	3	5	8	11

### ISSUE INVOLVEMENT

Q54. Personally, how well informed do you feel you are about global warming?

	<b>Nat'l Avg</b>	Democrats	Independents	Republicans	Tea Party
Very well informed	<b>11</b>	8	9	10	30
Fairly well informed	<b>54</b>	51	55	57	55
Not very well informed	<b>31</b>	36	32	30	14
Not at all informed	<b>4</b>	5	4	3	1

Q74. On some issues people feel that they have all the information they need in order to form a firm opinion, while on other issues they would like more information before making up their mind. For global warming, where would you place yourself?

	<b>Nat'l Avg</b>	Democrats	Independents	Republicans	Tea Party
I need a lot more information	<b>21</b>	21	20	24	16
I need some more information	<b>29</b>	32	35	25	19
I need a little more information	<b>27</b>	30	24	29	14
I do not need any more information	<b>23</b>	17	20	22	52

Q75. How much do you agree or disagree with the following statement? I could easily change my mind about global warming.

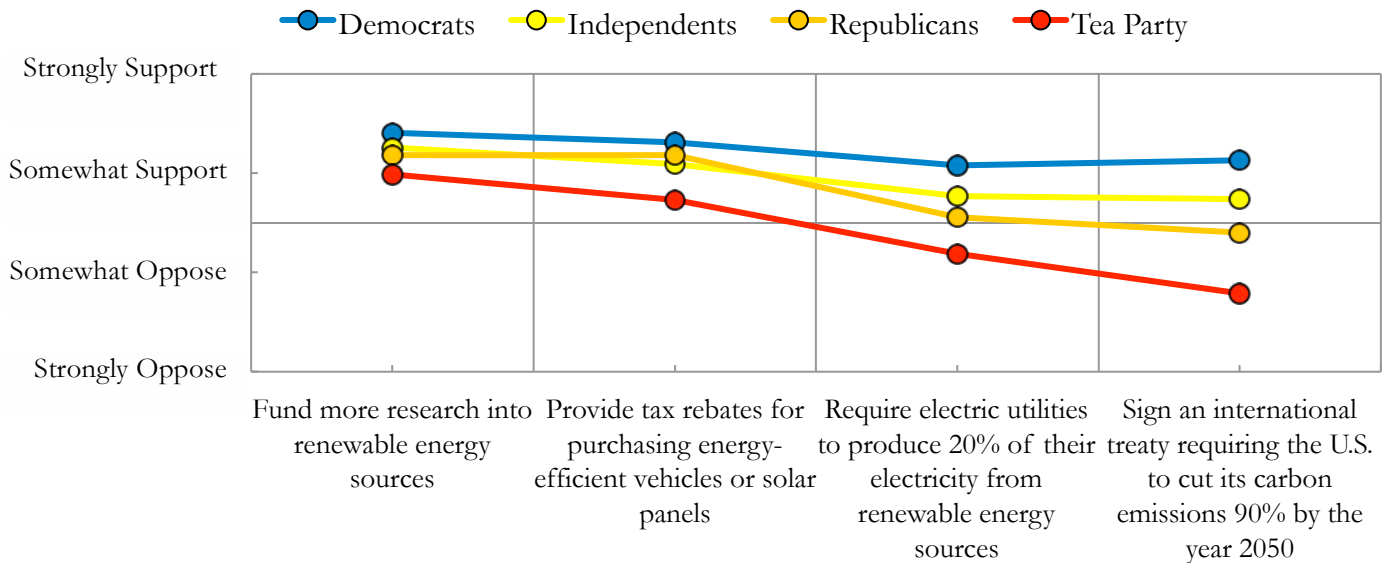
	Nat'l Avg	Democrats	Independents	Republicans	Tea Party
Strongly agree	5	5	6	7	1
Somewhat agree	32	34	34	34	22
Somewhat disagree	33	29	35	33	44
Strongly disagree	29	32	26	26	33

Q73. How important is the issue of global warming to you personally?

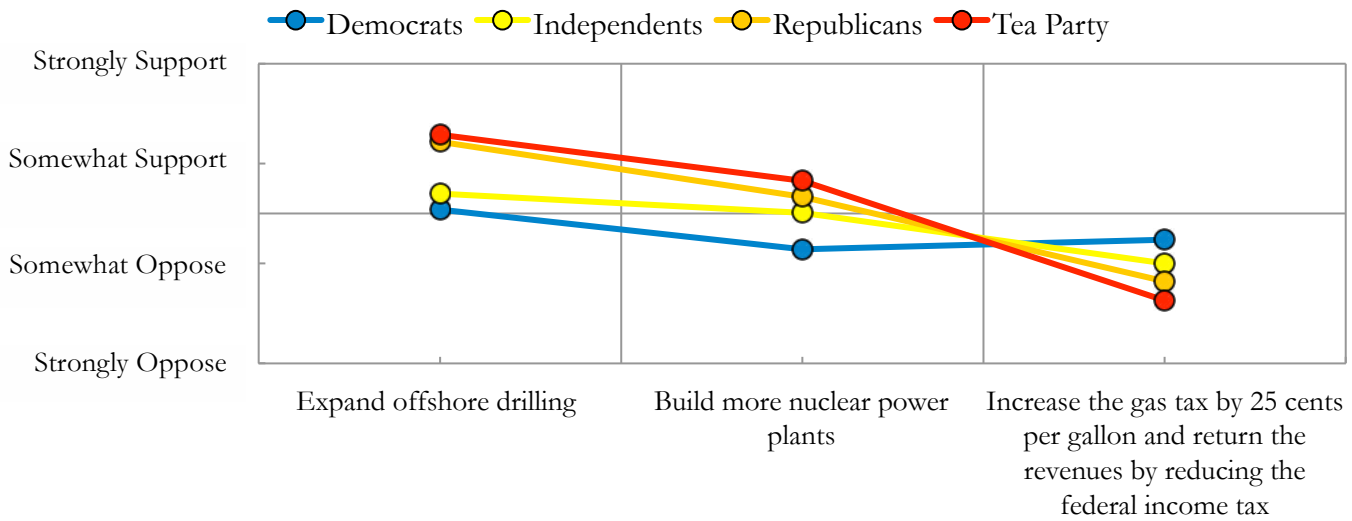
	Nat'l Avg	Democrats	Independents	Republicans	Tea Party
Extremely important	8	11	6	6	1
Very important	15	21	17	9	6
Somewhat important	39	48	39	31	28
Not too important	23	16	25	32	26
Not at all important	15	4	12	23	39

## NATIONAL POLICY SUPPORT

### National Policies



## National Policies Cont.



How much do you support or oppose the following policies?

Q179. Fund more research into renewable energy sources, such as solar and wind power.

	Nat'l Avg	Democrats	Independents	Republicans	Tea Party
Strongly support	<b>48</b>	55	49	42	37
Somewhat support	<b>36</b>	33	34	42	37
Somewhat oppose	<b>11</b>	9	11	11	16
Strongly oppose	<b>5</b>	3	6	6	12

Q180. Provide tax rebates for people who purchase energy-efficient vehicles or solar panels.

	Nat'l Avg	Democrats	Independents	Republicans	Tea Party
Strongly support	<b>42</b>	47	39	42	32
Somewhat support	<b>40</b>	43	38	42	34
Somewhat oppose	<b>9</b>	6	13	8	11
Strongly oppose	<b>9</b>	5	9	8	24

Q173. Require electric utilities to produce at least 20% of their electricity from wind, solar, or other renewable energy sources, even if it cost the average household an extra \$100 a year.

	<b>Nat'l Avg</b>	Democrats	Independents	Republicans	Tea Party
Strongly support	<b>25</b>	34	24	18	11
Somewhat support	<b>42</b>	46	41	40	36
Somewhat oppose	<b>18</b>	12	22	23	15
Strongly oppose	<b>15</b>	7	12	19	39

Q174. Sign an international treaty that requires the United States to cut its emissions of carbon dioxide 90% by the year 2050.

	<b>Nat'l Avg</b>	Democrats	Independents	Republicans	Tea Party
Strongly support	<b>23</b>	34	21	14	7
Somewhat support	<b>42</b>	49	46	40	19
Somewhat oppose	<b>17</b>	14	19	20	19
Strongly oppose	<b>18</b>	4	14	27	55

Q177. Expand offshore drilling for oil and natural gas off the U.S. coast.

	<b>Nat'l Avg</b>	Democrats	Independents	Republicans	Tea Party
Strongly support	<b>31</b>	14	27	46	58
Somewhat support	<b>35</b>	41	35	34	20
Somewhat oppose	<b>20</b>	27	20	14	13
Strongly oppose	<b>14</b>	17	18	6	9

Q178. Build more nuclear power plants.

	<b>Nat'l Avg</b>	Democrats	Independents	Republicans	Tea Party
Strongly support	<b>18</b>	8	21	22	37
Somewhat support	<b>31</b>	27	31	40	30
Somewhat oppose	<b>30</b>	39	29	25	16
Strongly oppose	<b>21</b>	26	20	14	18

Q181. Increase taxes on gasoline by 25 cents per gallon and return the revenues to taxpayers by reducing the federal income tax.

	<b>Nat'l Avg</b>	Democrats	Independents	Republicans	Tea Party
Strongly support	<b>9</b>	10	8	7	7
Somewhat support	<b>23</b>	32	20	17	14
Somewhat oppose	<b>28</b>	28	32	31	13
Strongly oppose	<b>41</b>	30	40	45	67

Q169. People disagree whether the United States should reduce greenhouse gas emissions on its own, or make reductions only if other countries do too. Which of the following statements comes closest to your own point of view? The United States should reduce...

	<b>Nat'l Avg</b>	Democrats	Independents	Republicans	Tea Party
Regardless of what other countries do	<b>63</b>	71	68	54	46
Only if other industrialized countries (such as England, Germany and Japan) reduce their emissions	<b>2</b>	3	3	3	0
Only if other industrialized countries and developing countries (such as China, India and Brazil) reduce their emissions	<b>9</b>	5	9	12	12
The US should not reduce its emissions	<b>8</b>	1	6	9	27
Don't know	<b>19</b>	21	14	22	15



Q170. How big of an effort should the United States make to reduce global warming?

	<b>Nat'l Avg</b>	Democrats	Independents	Republicans	Tea Party
A large-scale effort, even if it has large economic costs	<b>29</b>	44	27	16	10
A medium-scale effort, even if it has moderate economic costs	<b>37</b>	42	38	34	25
A small-scale effort, even if it has small economic costs	<b>20</b>	8	24	32	25
No effort	<b>14</b>	6	11	17	40

#### LOCAL POLICY SUPPORT

How much do you support or oppose...?

Q122. A \$1.50 fee added to your monthly electric utility bill to fund local programs to save energy.

	<b>Nat'l Avg</b>	Democrats	Independents	Republicans	Tea Party
Strongly support	<b>12</b>	19	11	6	4
Somewhat support	<b>36</b>	43	36	33	22
Somewhat oppose	<b>26</b>	24	28	28	21
Strongly oppose	<b>26</b>	15	25	33	53

Q123. Paying 5% more on your monthly utility bill to get your electricity from renewable energy sources, like wind or solar.

	<b>Nat'l Avg</b>	Democrats	Independents	Republicans	Tea Party
Strongly support	<b>15</b>	23	18	4	4
Somewhat support	<b>37</b>	42	35	39	28
Somewhat oppose	<b>24</b>	22	25	28	22
Strongly oppose	<b>24</b>	13	23	30	46

Q124. A 10-cent fee added to each gallon of gasoline you buy, to fund local programs to improve public transportation.

	<b>Nat'l Avg</b>	Democrats	Independents	Republicans	Tea Party
Strongly support	7	11	10	1	0
Somewhat support	21	28	18	16	11
Somewhat oppose	26	27	27	25	19
Strongly oppose	47	34	45	58	70

Q125. Regulations requiring any new home to be more energy efficient. This would increase the initial cost by about \$7,500, but save about \$17,000 in utility bills over 30 years.

	<b>Nat'l Avg</b>	Democrats	Independents	Republicans	Tea Party
Strongly support	26	35	27	18	12
Somewhat support	47	48	46	49	47
Somewhat oppose	14	12	14	19	14
Strongly oppose	12	6	12	14	28

Q126. A \$5-a-month increase in property taxes, to provide funding to help homeowners make energy-efficiency improvements to their homes (such as replacing old, inefficient furnaces, water heaters, air conditioners, and insulation).

	<b>Nat'l Avg</b>	Democrats	Independents	Republicans	Tea Party
Strongly support	13	23	11	8	0
Somewhat support	33	39	34	30	20
Somewhat oppose	24	22	23	27	27
Strongly oppose	30	17	33	35	53

Q127. Changing your county's zoning rules to promote the construction of more energy-efficient apartment buildings, instead of less efficient single-family homes.

	<b>Nat'l Avg</b>	Democrats	Independents	Republicans	Tea Party
Strongly support	15	19	19	6	6
Somewhat support	37	45	33	31	33
Somewhat oppose	29	26	30	35	22
Strongly oppose	20	10	18	28	39

Q128. Changing your county's zoning rules to require that neighborhoods have a mix of housing, offices, industry, schools, and stores close together, to encourage walking and decrease the need for a car.

	<b>Nat'l Avg</b>	Democrats	Independents	Republicans	Tea Party
Strongly support	<b>19</b>	26	22	8	11
Somewhat support	<b>39</b>	44	40	36	30
Somewhat oppose	<b>24</b>	21	24	30	25
Strongly oppose	<b>18</b>	9	15	27	34

Q129. Changing your county's zoning rules to decrease suburban sprawl and concentrate new development near the center of cities and towns, reducing commuting times.

	<b>Nat'l Avg</b>	Democrats	Independents	Republicans	Tea Party
Strongly support	<b>17</b>	22	22	7	8
Somewhat support	<b>43</b>	45	40	42	41
Somewhat oppose	<b>25</b>	26	24	30	17
Strongly oppose	<b>15</b>	7	14	22	34

Q130. A \$5-a-month increase in property taxes, to provide funding to homeowners that install solar panels.

	<b>Nat'l Avg</b>	Democrats	Independents	Republicans	Tea Party
Strongly support	<b>13</b>	20	13	6	5
Somewhat support	<b>30</b>	35	28	27	20
Somewhat oppose	<b>27</b>	27	28	31	20
Strongly oppose	<b>30</b>	18	31	36	55

Q131. Constructing bike paths and installing bike lanes on city streets.

	<b>Nat'l Avg</b>	Democrats	Independents	Republicans	Tea Party
Strongly support	<b>31</b>	40	31	24	21
Somewhat support	<b>47</b>	45	45	53	44
Somewhat oppose	<b>15</b>	10	19	15	21
Strongly oppose	<b>7</b>	5	6	8	14

Q132. Increasing the availability of public transportation in your county.

	<b>Nat'l Avg</b>	Democrats	Independents	Republicans	Tea Party
Strongly support	<b>31</b>	38	33	21	21
Somewhat support	<b>51</b>	48	46	60	52
Somewhat oppose	<b>13</b>	9	15	14	15
Strongly oppose	<b>6</b>	5	6	5	13

Q133. Building a nuclear power plant in your local area.

	<b>Nat'l Avg</b>	Democrats	Independents	Republicans	Tea Party
Strongly support	<b>9</b>	6	9	11	16
Somewhat support	<b>26</b>	22	27	28	36
Somewhat oppose	<b>24</b>	26	21	24	27
Strongly oppose	<b>41</b>	47	43	37	21

Q238a. With the economy in such bad shape, the US can't afford to reduce global warming.

	<b>Nat'l Avg</b>	Democrats	Independents	Republicans	Tea Party
Strongly agree	<b>16</b>	5	14	24	40
Somewhat agree	<b>36</b>	32	38	42	27
Somewhat disagree	<b>33</b>	40	33	28	20
Strongly disagree	<b>16</b>	23	16	6	13

Q243. Overall, do you think that protecting the environment:

	<b>Nat'l Avg</b>	Democrats	Independents	Republicans	Tea Party
Improves economic growth and provides new jobs	<b>57</b>	72	56	46	31
Has no effect on economic growth or jobs	<b>25</b>	20	22	30	36
Reduces economic growth and costs jobs	<b>18</b>	8	21	25	33

Q244. When there is a conflict between environmental protection and economic growth, which do you think is more important?

	<b>Nat'l Avg</b>	Democrats	Independents	Republicans	Tea Party
Protecting the environment, even if it reduces economic growth	<b>64</b>	78	66	51	44
Economic growth, even if it leads to environmental problems	<b>36</b>	22	34	49	56

## BEHAVIORS

Q40a. Over the next 12 months, how likely are you to change most of the light bulbs in your house to energy-efficient compact fluorescent lights (CFLs)?

	<b>Nat'l Avg</b>	Democrats	Independents	Republicans	Tea Party
Yes, I'd like to and probably will	<b>36</b>	43	32	36	22
Yes, I'd like to but probably won't	<b>29</b>	32	28	30	20
No, I don't want to	<b>24</b>	11	26	26	54
I don't know	<b>11</b>	14	14	9	5

Q207. Posted a comment online in response to a news story or blog about global warming

	Nat'l Avg	Democrats	Independents	Republicans	Tea Party
Many times (6+)	1	2	2	1	0
Several times(4-5)	2	1	2	2	2
A few times(2-3)	5	4	8	2	12
Once	3	5	1	3	4
Never	85	85	83	90	82
Don't Know	3	4	5	3	0

Q211a. If you were to contact government officials about global warming, would you:

	Nat'l Avg	Democrats	Independents	Republicans	Tea Party
Urge them to take action to reduce global warming?	72	92	71	55	33
Urge them to not take action to reduce global warming?	15	2	13	28	43
Other	13	6	16	17	25

## TRUST IN INFORMATION SOURCES

Q161\_1. How much do you trust or distrust the following as a source of information about global warming?

Television weather reporters

	Nat'l Avg	Democrats	Independents	Republicans	Tea Party
Strongly trust	5	9	4	3	1
Somewhat trust	46	55	45	38	33
Somewhat distrust	34	28	35	41	38
Strongly distrust	15	8	16	19	28

Q161\_2. The mainstream news media

	Nat'l Avg	Democrats	Independents	Republicans	Tea Party
Strongly trust	4	7	2	2	0
Somewhat trust	33	48	30	26	9
Somewhat distrust	36	33	42	36	38
Strongly distrust	27	13	27	36	53

Q161\_3. Scientists

	<b>Nat'l Avg</b>	Democrats	Independents	Republicans	Tea Party
Strongly trust	<b>21</b>	31	20	15	7
Somewhat trust	<b>55</b>	57	55	56	44
Somewhat distrust	<b>20</b>	11	21	22	38
Strongly distrust	<b>5</b>	1	4	7	10

Q161\_4. President Obama

	<b>Nat'l Avg</b>	Democrats	Independents	Republicans	Tea Party
Strongly trust	<b>12</b>	27	6	3	1
Somewhat trust	<b>35</b>	55	35	18	4
Somewhat distrust	<b>22</b>	13	30	28	18
Strongly distrust	<b>31</b>	6	29	51	77

Q161\_5. Your U.S. Congressman/Congresswoman

	<b>Nat'l Avg</b>	Democrats	Independents	Republicans	Tea Party
Strongly trust	<b>2</b>	4	0	1	2
Somewhat trust	<b>35</b>	49	26	30	13
Somewhat distrust	<b>39</b>	34	46	37	43
Strongly distrust	<b>25</b>	13	28	31	41

Q161\_6. The U.S. Environmental Protection Agency (EPA)

	<b>Nat'l Avg</b>	Democrats	Independents	Republicans	Tea Party
Strongly trust	<b>15</b>	25	13	7	4
Somewhat trust	<b>46</b>	55	43	47	24
Somewhat distrust	<b>25</b>	16	31	30	31
Strongly distrust	<b>13</b>	4	12	16	41

Q161\_7. The U.S. Department of Energy (DOE)

	<b>Nat'l Avg</b>	Democrats	Independents	Republicans	Tea Party
Strongly trust	<b>11</b>	18	8	9	2
Somewhat trust	<b>47</b>	57	47	43	25
Somewhat distrust	<b>28</b>	22	34	27	36
Strongly distrust	<b>14</b>	4	12	20	37

Q161\_8. The U.S. Centers for Disease Control & Prevention (CDC)

	<b>Nat'l Avg</b>	Democrats	Independents	Republicans	Tea Party
Strongly trust	<b>15</b>	21	13	10	5
Somewhat trust	<b>55</b>	61	57	55	33
Somewhat distrust	<b>22</b>	15	24	24	39
Strongly distrust	<b>8</b>	2	6	11	23

Q161\_9. The National Oceanic and Atmospheric Administration (NOAA)

	<b>Nat'l Avg</b>	Democrats	Independents	Republicans	Tea Party
Strongly trust	<b>23</b>	33	22	16	5
Somewhat trust	<b>52</b>	54	54	55	41
Somewhat distrust	<b>19</b>	11	19	22	37
Strongly distrust	<b>6</b>	2	5	8	17

Q161\_10. The National Park Service

	<b>Nat'l Avg</b>	Democrats	Independents	Republicans	Tea Party
Strongly trust	<b>13</b>	17	12	10	6
Somewhat trust	<b>63</b>	68	64	62	46
Somewhat distrust	<b>18</b>	13	19	19	32
Strongly distrust	<b>6</b>	1	5	9	16

**CLIMATEGATE**

Q253a. Have you heard anything in the news about controversial emails between climate scientists in England and the US? Some news organizations have called the release of these emails "Climategate."

	<b>Nat'l Avg</b>	Democrats	Independents	Republicans	Tea Party
Yes	<b>23</b>	16	27	20	45
No	<b>60</b>	64	60	63	43
Don't know	<b>17</b>	21	12	17	11



## DEMOGRAPHICS

### Age

	Nat'l Avg	Democrats	Independents	Republicans	Tea Party
18-29	18	21	15	21	10
30-44	25	27	28	23	20
45-59	29	26	32	28	38
60+	27	27	26	28	32

### Education

	Nat'l Avg	Democrats	Independents	Republicans	Tea Party
Less than high school	10	12	10	8	9
High school	29	33	28	25	27
Some college	29	24	27	36	35
Bachelor's degree or higher	32	31	35	32	29

### Race

	Nat'l Avg	Democrats	Independents	Republicans	Tea Party
White, Non-Hispanic	71	53	77	86	86
Black, Non-Hispanic	11	23	7	1	2
Other, Non-Hispanic	6	6	7	5	6
Hispanic	11	17	9	8	4
2+ Races, Non-Hispanic	1	2	1	1	2

### Gender

	Nat'l Avg	Democrats	Independents	Republicans	Tea Party
Male	47	41	52	49	56
Female	53	59	48	51	44

## Housing

	Nat'l Avg	Democrats	Independents	Republicans	Tea Party
A one-family house detached from any other house	73	63	73	83	84
A one-family house attached to one or more houses	7	8	9	4	8
A building with 2 or more apartments	17	27	11	11	5
A mobile home	3	3	6	2	2
Boat, RV, van, etc.	0	0	1	0	0

## Income

	Nat'l Avg	Democrats	Independents	Republicans	Tea Party
Less than \$5,000	1	3	1	0	0
\$5,000 to \$7,499	1	1	2	0	0
\$7,500 to \$9,999	3	4	1	1	4
\$10,000 to \$12,499	4	3	4	4	3
\$12,500 to \$14,999	3	4	2	1	3
\$15,000 to \$19,999	3	5	2	2	2
\$20,000 to \$24,999	4	3	5	3	4
\$25,000 to \$29,999	5	6	4	3	4
\$30,000 to \$34,999	5	6	5	2	7
\$35,000 to \$39,999	5	4	7	5	3
\$40,000 to \$49,999	9	10	9	8	6
\$50,000 to \$59,999	10	9	7	10	16
\$60,000 to \$74,999	9	6	10	14	8
\$75,000 to \$84,999	8	9	6	9	6
\$85,000 to \$99,999	8	7	8	6	10
\$100,000 to \$124,999	11	9	9	15	9
\$125,000 to \$149,999	6	5	7	7	6
\$150,000 to \$174,999	3	3	5	4	1
\$175,000 or more	5	4	5	6	6

Marital status

	Nat'l Avg	Democrats	Independents	Republicans	Tea Party
Married	58	49	60	64	67
Widowed	5	4	3	10	1
Divorced	9	10	12	5	11
Separated	2	4	2	0	3
Never married	19	23	19	18	10
Living with partner	7	9	4	4	7

MSA Status

	Nat'l Avg	Democrats	Independents	Republicans	Tea Party
Non-Metro	15	12	15	21	13
Metro	85	88	85	79	87

Region

	Nat'l Avg	Democrats	Independents	Republicans	Tea Party
Northeast	20	20	23	16	18
Midwest	22	25	18	25	20
South	35	31	37	34	45
West	23	24	23	25	18

Ownership Status of Living Quarters

	Nat'l Avg	Democrats	Independents	Republicans	Tea Party
Owned or being bought by you or someone in your household	75	65	80	82	85
Rented for cash	22	33	16	16	13
Occupied without payment of cash rent	3	3	4	3	2

Current Employment Status

	Nat'l Avg	Democrats	Independents	Republicans	Tea Party
Working - as a paid employee	51	50	48	55	53
Working - self-employed	7	4	10	7	11
Not working - on temporary layoff from a job	1	1	0	0	2
Not working - looking for work	10	11	8	9	10
Not working - retired	16	17	20	14	12
Not working - disabled	8	12	8	6	3
Not working - other	7	6	6	10	8

Media Use

Q250. Which of the following media sources do you turn to most often to keep up with current news and world events?

	Nat'l Avg	Democrats	Independents	Republicans	Tea Party
Television	58	61	52	58	58
Internet (excluding email)	21	20	22	21	23
Radio	10	7	10	10	17
Print Newspapers	10	10	13	10	2
Magazines	2	1	3	2	0

Political Ideology

Q256. In general, do you think of yourself as...

	Nat'l Avg	Democrats	Independents	Republicans	Tea Party
Very liberal	7	15	4	1	1
Somewhat liberal	17	27	21	6	2
Moderate	40	47	49	30	19
Somewhat conservative	25	8	22	47	39
Very conservative	11	3	5	16	39

General Economic Impact

Q25B. How much has the economic downturn in this country since 2008 personally hurt you and your family?

	Nat'l Avg	Democrats	Independents	Republicans	Tea Party
A lot	29	28	35	21	36
Some	34	39	29	32	37
A little	28	26	27	37	18
Not at all	9	8	10	10	9

RELIGIOUS VALUES/BELIEFS

Q258. What is your religion?

	Nat'l Avg	Democrats	Independents	Republicans	Tea Party
Baptist—any denomination	17	19	10	17	22
Protestant (e.g., Methodist, Lutheran, Presbyterian, Episcopal)	20	16	16	29	22
Catholic	24	23	27	25	21
Mormon	2	2	2	2	1
Jewish	3	5	2	1	0
Muslim	1	1	0	0	1
Hindu	0	1	0	0	0
Buddhist	2	1	2	3	0
Pentecostal	4	3	4	4	7
Eastern Orthodox	0	0	0	0	0
Other Christian	13	9	16	14	17
Other non-Christian	2	3	3	1	2
None	14	16	19	6	8

Q259. Would you describe yourself as "born-again" or evangelical?

	Nat'l Avg	Democrats	Independents	Republicans	Tea Party
Yes	26	21	20	31	46
No	69	71	76	65	53
Don't know	5	8	4	4	1

Q260. How often do you attend religious services?

	<b>Nat'l Avg</b>	Democrats	Independents	Republicans	Tea Party
More than once a week	<b>13</b>	9	8	17	27
Once a week	<b>20</b>	18	18	28	18
Once or twice a month	<b>8</b>	8	9	8	4
A few times a year	<b>20</b>	21	23	19	14
Once a year or less	<b>16</b>	19	16	11	17
Never	<b>23</b>	25	27	17	21

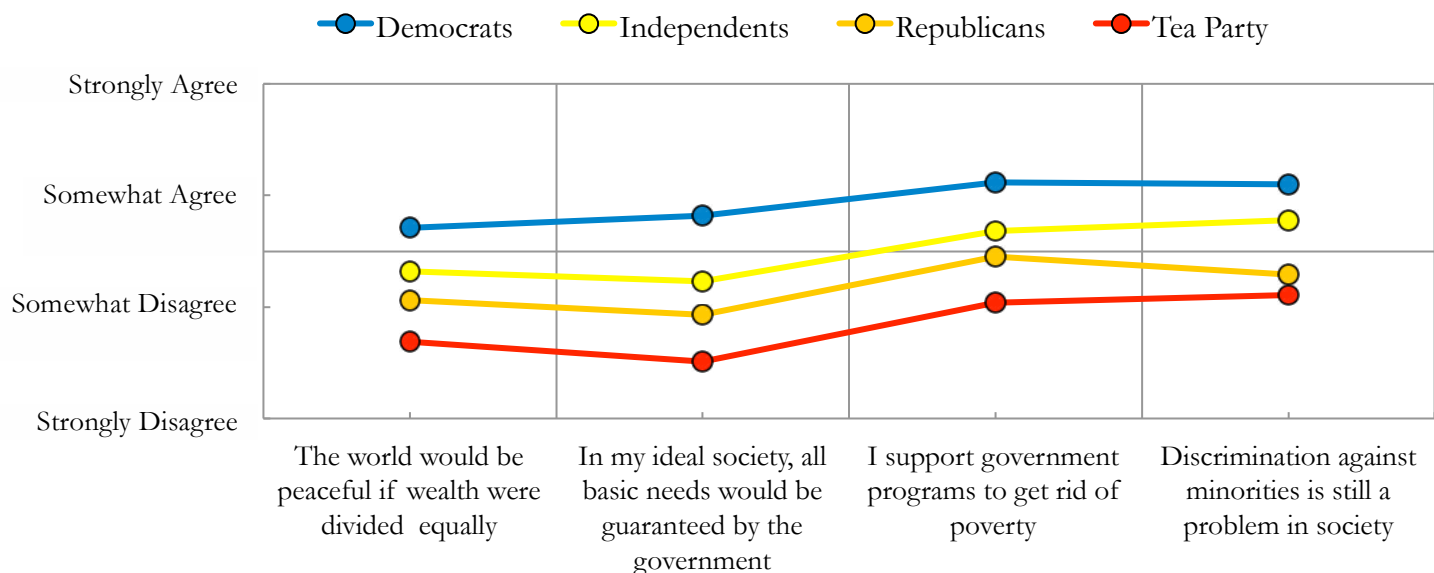
Q198. Are you a member of a religious study group/Church group/Church board?

	<b>Nat'l Avg</b>	Democrats	Independents	Republicans	Tea Party
Yes	<b>29</b>	26	19	36	46
No	<b>71</b>	74	81	64	54

Q233. Human beings, as we know them today, evolved from earlier species of animals.

	<b>Nat'l Avg</b>	Democrats	Independents	Republicans	Tea Party
Strongly Agree	<b>24</b>	28	31	16	14
Somewhat Agree	<b>31</b>	34	26	35	20
Somewhat Disagree	<b>16</b>	18	20	10	14
Strongly Disagree	<b>29</b>	20	23	39	52

## Egalitarian Values



### EGALITARIAN VALUES

Please tell us how strongly you agree or disagree with each statement below.

Q225. The world would be a more peaceful place if its wealth were divided more equally among nations.

	Nat'l Avg	Democrats	Independents	Republicans	Tea Party
Strongly Agree	11	17	8	9	8
Somewhat Agree	36	49	40	22	13
Somewhat Disagree	27	23	29	36	19
Strongly Disagree	26	11	23	34	60

Q226. In my ideal society, all basic needs (food, housing, health care, education) would be guaranteed by the government for everyone.

	Nat'l Avg	Democrats	Independents	Republicans	Tea Party
Strongly Agree	15	24	11	9	3
Somewhat Agree	31	43	31	20	12
Somewhat Disagree	24	22	28	24	20
Strongly Disagree	31	10	30	46	65

Q227. I support government programs to get rid of poverty.

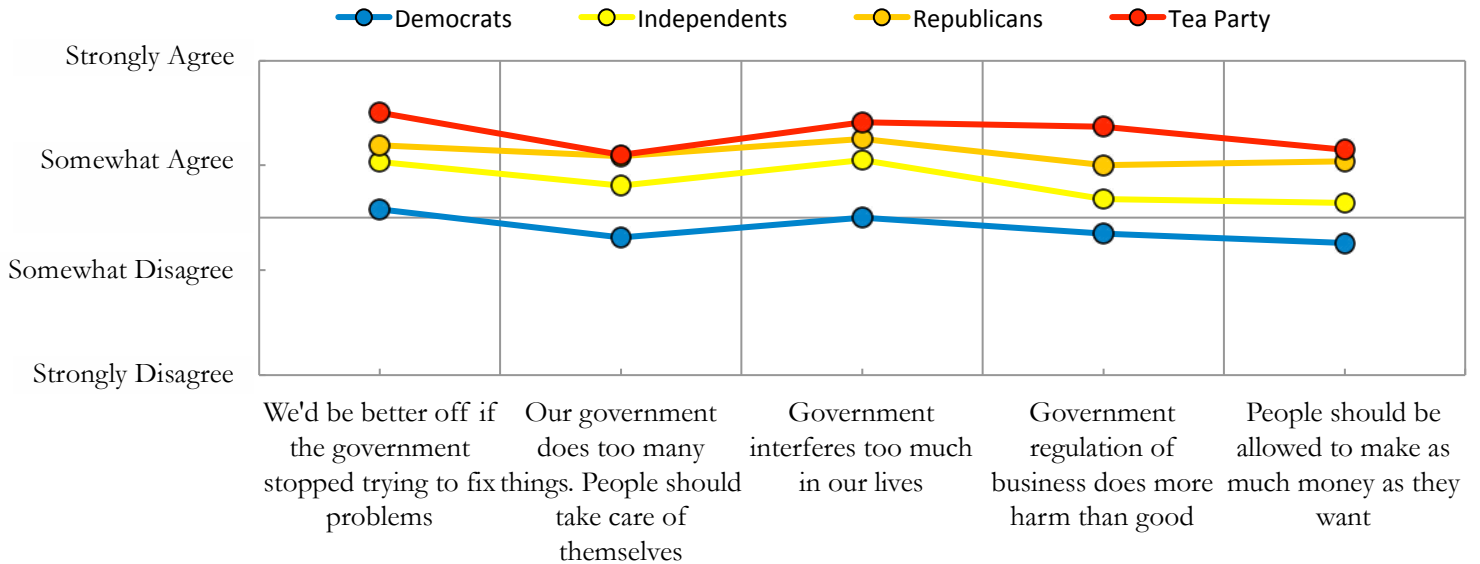
	<b>Nat'l Avg</b>	Democrats	Independents	Republicans	Tea Party
Strongly Agree	<b>19</b>	31	14	10	6
Somewhat Agree	<b>47</b>	54	49	44	27
Somewhat Disagree	<b>22</b>	12	28	29	30
Strongly Disagree	<b>12</b>	3	9	18	37

Q228. Discrimination against minorities is still a very serious problem in our society.

	<b>Nat'l Avg</b>	Democrats	Independents	Republicans	Tea Party
Strongly Agree	<b>22</b>	37	25	5	6
Somewhat Agree	<b>40</b>	42	42	41	25
Somewhat Disagree	<b>25</b>	16	20	34	42
Strongly Disagree	<b>14</b>	5	14	20	28



## Individualism Values



### INDIVIDUALISM VALUES

Q229. If the government spent less time trying to fix everyone's problems, we'd all be a lot better off.

	Nat'l Avg	Democrats	Independents	Republicans	Tea Party
Strongly Agree	33	17	35	40	63
Somewhat Agree	38	38	39	43	26
Somewhat Disagree	22	31	19	15	9
Strongly Disagree	8	14	7	3	2

Q230. Our government tries to do too many things for too many people. We should just let people take care of themselves.

	Nat'l Avg	Democrats	Independents	Republicans	Tea Party
Strongly Agree	22	8	21	34	45
Somewhat Agree	39	34	47	43	30
Somewhat Disagree	28	39	25	20	17
Strongly Disagree	11	19	8	3	8

Q231. The government interferes too much in our everyday lives.

	<b>Nat'l Avg</b>	Democrats	Independents	Republicans	Tea Party
Strongly Agree	<b>28</b>	11	31	40	58
Somewhat Agree	<b>41</b>	37	47	47	26
Somewhat Disagree	<b>26</b>	43	18	13	14
Strongly Disagree	<b>5</b>	9	4	1	2

Q232. Government regulation of business usually does more harm than good.

	<b>Nat'l Avg</b>	Democrats	Independents	Republicans	Tea Party
Strongly Agree	<b>21</b>	9	20	26	50
Somewhat Agree	<b>40</b>	35	39	50	37
Somewhat Disagree	<b>30</b>	39	32	23	12
Strongly Disagree	<b>10</b>	18	10	1	1

Q234. People should be allowed to make as much money as they can, even if it means some make millions while others live in poverty.

	<b>Nat'l Avg</b>	Democrats	Independents	Republicans	Tea Party
Strongly Agree	<b>23</b>	10	22	34	49
Somewhat Agree	<b>33</b>	29	35	41	24
Somewhat Disagree	<b>29</b>	39	28	19	20
Strongly Disagree	<b>15</b>	22	15	6	7

## Methodology

These results come from a nationally representative survey of 1,010 American adults, aged 18 and older, conducted April 23 through May 12, 2011. The samples were weighted to correspond with US Census Bureau parameters for the United States. The surveys were designed by Anthony Leiserowitz of Yale University and Edward Maibach and Connie Roser-Renouf of George Mason University and conducted by Knowledge Networks, using an online research panel of American adults. The margin of sampling error for the national average results is plus or minus 3 percent, with 95 percent confidence. For the smallest political sub-group (the Tea Party,  $n = 97$ ) the margin of error is plus or minus 10 percent, with 95 percent confidence. As a result, cells are highlighted in red only if they are at least 10 percentage points greater than the national average.

This analysis includes only those survey respondents ( $n = 809$ ) who stated a party preference. Respondents who reported “Other” as their party id ( $n = 30$ ) were asked if they leaned Democratic, Republican, or Independent and were subsequently assigned to these categories.

Identification with the Tea Party was assessed using a separate question that asked: “Do you consider yourself a member of the Tea Party movement or not?” Any respondent who answered “Yes” was assigned to the Tea Party category. Some self-identified Democrats, Independents, and Republicans also self-identified as members of the Tea Party and were therefore assigned to the Tea Party category. Thus the Democrats, Independents, and Republicans categories include only those Democrats, Independents and Republicans who do not consider themselves members of the Tea Party movement. The following table describes the number of respondents who self-identified as Democrats, Independents, or Republicans who were subsequently assigned to the Tea Party category.

	Not Member of Tea Party	Member of Tea Party	Total
Democrats	308	2	310
Independents	194	33	227
Republicans	191	53	244
Other	20	9	29
Total	713	97	810